

# Cordless Cap Lamps & Portable Lamps for coal mines

## **KC3E-Ex: Standard model**

Our new flagship model for underground metalliferous mine caplamp applications.

Three operating modes: Main Working Mode for normal beam illumination; High-Beam Mode for short term light spotting or long beam projection; Auxiliary Mode for low level illumination in emergency situation requiring extended long operating periods.

It is charged using our 53, 35 or 8-lamp Charging Bank via External Electrodes without charging socket on the lamp. This offers greater security over the lamps and enhanced ingress protection.



*Typical application:  
Cordless Caplamp for  
underground mines*



*Typical application:  
Helmet lamp for  
open-cut mines*

## **KC2B-Ex: Lightweight and broad-beam 10-LED model**

10-LED without concentration for a broad-beam illumination. A preferred model for most Open-Cut mines. It operates in either 6-LED or 10-LEDs for different brightness and duration.

## **KC2M-Ex: Lightweight and low cost 7-LED model**

Every LED has an individual concave reflector so a well focused beam can be achieved. It operates in either 1-LED or 7-LEDs for different brightness and duration. It also features a longer operation and low cost suitable for various caplamp and portable illuminations when both focused beam and low cost are demanded, especially as a pocket torch.



*Typical application:  
Portable supplementary  
light for underground mines*



*Typical application:  
caplamp + beacon for  
underground mines  
and rescues*

## **KC3R-Ex: Rear beacon model**

This model integrates a red LED beacon into a cordless caplamp to achieve both normal illumination in front and a flashing warning button in red on the back. The illumination LED operates at either Main level for normal use or Emergency level for conservation of power. The warning beacon utilises 7 red LEDs behind a red scattering cover to enable wide angle viewing.

## **KSC2xy-Ex: Multi-functional portable Safety Lamp**

This is a very flexible model with two colours to choose from. "x y" specifies colours. Default type is KSC2ry-Ex in Red and Yellow; but you can specify other colors in orders using "x y". There are 5 operating modes available in different colours, patterns and LED numbers.



**Other Models** **KC3D-Ex:** Standard internal charging model; **KC4S-Ex:** Heavy duty model; **KC3PT-Ex:** Portable traffic control model;

## Specifications

Operating time: >14 hours (Main Mode)	Intrinsically Safe
Charging time: 8 hours	
Battery: 2~4 AH depending on model	Ex Code: Ex ia I IP67
Battery lifetime: 80%C after 500 full charging cycles	Certificate #: IECEx TSA 10.0006X
LED lifetime: 30,000 hours	ANZEx 10.3012X



## Certificate

### Cordless caplamp benefit

#### How SAFETY is improved

- ▲ No electric cord to be bumped or snagged;
- ▲ Significantly reduces miner's burden;
- ▲ No back pain and injury any more;
- ▲ No acid or toxin to spill;
- ▲ No heat on lens surface; no hot parts to cause fire;
- ▲ IP67 case for the harshest underground mine environment.

#### How WORK EFFICIENCY is improved




- ▲ No cord and heavy battery that hinders work performance;
- ▲ Minimized size and weight reduces burden on miners;
- ▲ Adjustable angle and portability for extraordinary flexibility;
- ▲ Time saved in attaching light and moving to workplace; time saved in issuing light to miners;
- ▲ Less staff required in Lamp Room.

### Charging facilities

**Charging Banks:** Three models available to charge 8, 35 or 52(53) lamps together from different powers.

**Mains Charger:** Charge the lamp from a Mains outlet.

**Vehicle Charger:** Charge the lamp from the cigarette lighter in a car or truck (12/24VDC).



### How to use

**Caplamp:** Simply inserted in the lamp bracket on the helmet. The lamp clip is designed to fit in any Australian and American miner's helmet.

**Headlamp:** Worn on a plain hard cap using our *Cap Strap*, or worn on the head directly by removing 4 *Cap Hooks* on the *Cap Strap*.

**Mini-Torch:** Just hold in your hand, easily carried in a tool box, pocket or on your belt.

**Portable Lamp:** Clamped to an object or magnetically attached to a metal using our *Magnetic Lamp Bracket Clamp*, worn on the belt using our *Belt Worn Lamp Bracket*, or fixed to a location using our *Lamp Bracket*.

**Others:** Various accessories available for other ways to wear or mount the lamp, such as *Bar Bracket*, *Strap Bracket*, *Handle & Pocket Bracket*, *Tripod Bracket*, *Lanyard*, *Wrist Strap* and *Lamp Cluster*. Other accessories include, a handy *Mining Lanyard* to connect the lamp to your belt to prevent the helmet from falling away in such situations as in front of a ventilation machine, *Helmet Chin Strap* to hold your helmet in place in active situations.



Phone: 02 9981 3899  
Email: info@kinyun.com.au  
Web: www.kinyun.com.au

**Kinyun Australia**

